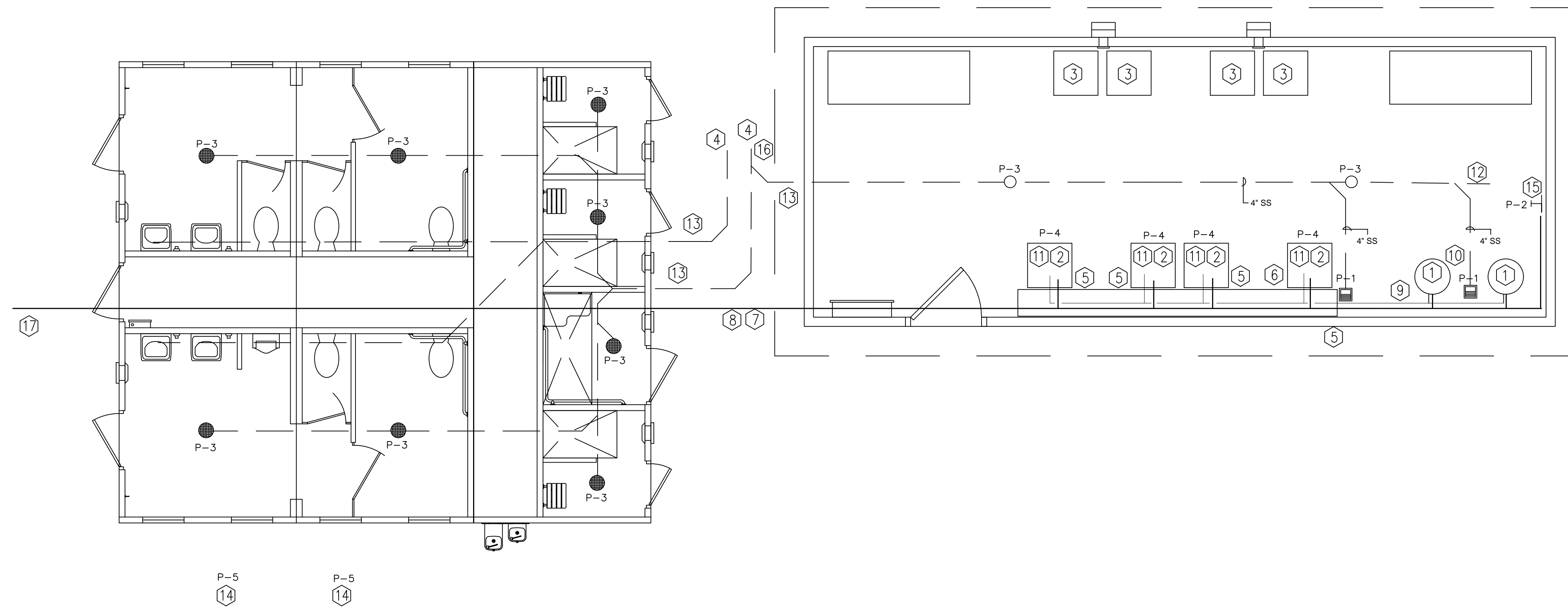
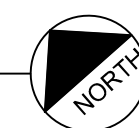


1/P-1.2 PLUMBING LAUNDRY ROOM NOTES

- ① ALTERNATE 4: CONTRACTOR TO PROVIDE (2) 50 GAL. HOT WATER HEATERS, AO SMITH DRE-52-12 GOLD SERIES 240 VOLT 1 PHASE 50 AMP. CONTRACTOR TO COORDINATE ELECTRIC CIRCUIT WITH ELECTRICAL CONTRACTOR PRIOR TO ORDERING. PROVIDE DRAIN PAN WITH DRAIN ROUTED TO FLOOR SINK.
- ② ALTERNATE 4: CONTRACTOR TO PROVIDE COIN OPERATED WASHING MACHINE, SPEED QUEEN SFNNCASP115TW01 OR APPROVED. CONTRACTOR TO COORDINATE ELECTRIC CIRCUIT WITH ELECTRICAL CONTRACTOR.
- ③ ALTERNATE 4: CONTRACTOR TO PROVIDE COIN OPERATED DRYER, SPEED QUEEN SDENCRGS173TW02 OR APPROVED. CONTRACTOR TO COORDINATE ELECTRIC CIRCUIT WITH ELECTRICAL CONTRACTOR. PROVIDE 4" DRYER VENT TO STAINLESS STEEL HOODED WALL CAP, OLYMPIA CHIMNEY SUPPLY INC. DVV-4 OR APPROVED.
- ④ CONTRACTOR TO CONNECT 4" SANITARY SEWER TO EXISTING SEWER FOR REMOVED RV SITE #29. CONTRACTOR TO FIELD LOCATE SEWER FOR OLD RV SITE, IF ALTERNATE 4 IS ACCEPTED THEN THE LAUNDRY ROOM WILL BE CONNECTED IN THE SAME MANNER.
- ⑤ ALTERNATE 4: CONTRACTOR TO PROVIDE (1) WATER HAMMER ARRESTOR, WATTS LF15M2 OR APPROVED, FOR EACH 3/4" CW AND 3/4" HW PIPE FEEDING WASHING MACHINES.
- ⑥ ALTERNATE 4: CONTRACTOR TO PROVIDE LINT TRAP TROUGH DRAIN, 18" WIDE 12" TALL 18' LONG H-M COMPANY OR APPROVED. PLUMB WASHING MACHINE DRAINS INTO TOP OF LINT TROUGH PER MANUFACTURE, ELBOW TROUGH DRAIN INTO FLOOR SINK. FIELD VERIFY DIMENSIONS PRIOR TO ORDERING. VERIFY WITH MANUFACTURE INSTALLATION REQUIREMENTS.
- ⑦ ALTERNATE 4: CONTRACTOR TO SUPPLY BUILDING WITH 1-1/2" WATER MAIN, 3/4" CW DROPS TO EACH WASHER. PROVIDE ISOLATION VALVE IN ACCESSIBLE LOCATION AS THE MAIN WATER SUPPLY ENTERS THE BUILDING.
- ⑧ ALTERNATE 4: CONTRACTOR TO PROVIDE REDUCE BACK FLOW PREVENTION DEVICE FOR 1-1/2" WATER SUPPLY.
- ⑨ ALTERNATE 4: CONTRACTOR TO CONNECT HOT WATER HEATERS TO WASHING MACHINE USING 1-1/2" MAIN PIPE AND 3/4" DROPS.
- ⑩ ALTERNATE 4: CONTRACTOR TO PROVIDE 4" VENT FOR SANITARY SEWER, ROUTE OUT THROUGH ROOF.
- ⑪ ALTERNATE 4: CONTRACTOR TO PROVIDE EACH FLOOR DRAIN AND FLOOR SINK WITH A TRAP PRIMER.
- ⑫ ALTERNATE 4: CONTRACTOR TO PROVIDE SANITARY SEWER END OF LINE CLEAN OUT.
- ⑬ CONTRACTOR TO PROVIDE A TWO WAY CLEAN OUT ON SANITARY SEWER OUTSIDE OF BUILDING.
- ⑭ CONTRACTOR TO PROVIDE WILLOUGHBY WODS-ADA SERIES STAINLESS STEEL OUTDOOR FOOT SHOWER OR APPROVED. EXTEND 3/4" COLD WATER SUPPLY FROM RESTROOM/SHOWER BUILDING.
- ⑮ ALTERNATE 4: CONTRACTOR TO PROVIDE HOSE BIB, WOODFORD MODEL 19 OR APPROVED. SUPPLY WITH 3/4" CW.
- ⑯ CONTRACTOR TO PROVIDE TRAPZILLA TSS-70 SOLIDS TRAP OR APPROVED IN GRAY WATER FROM RESTROOM/SHOWER BUILDING (CONTRACTOR TO DRAIN ALL FLOOR DRAINS AND SHOWERS THROUGH GRAY WATER DRAIN TO SOLIDS TRAP PRIOR TO CONNECTION TO SANITARY SEWER. ALTERNATE #4: CONNECT LAUNDRY BUILDING SANITARY SEWER UPSTREAM OF SOLIDS TRAP.
- ⑰ CONTRACTOR TO ROUTE 2-1/2" COLD WATER SUPPLY FROM MAIN SERVICE LOCATED NEAR SITE 37 TO NEW RESTROOM/SHOWER BUILDING, VERIFY LOCATION OF CONNECTION TO BUILDING WITH BUILDING SUPPLIER. PROVIDE ISOLATION VALVE AT BUILDING CONNECTION IN ACCESSIBLE LOCATION, STUB 1-1/2" COLD WATER TO FUTURE LAUNDRY BUILDING.




1 ENLARGED PLUMBING SHOWER AND LAUNDRY ROOM PLAN
 SCALE: 1/2" = 1'-0"



125 WEST CENTRAL AVENUE
 SUITE 400
 COOS BAY, OREGON 97420
 TEL: (541) 269-5388
 www.crowclay.com

CROW/CLAY & ASSOCIATES INC.
 ARCHITECTURE AND PLANNING
 LAND USE AND INTERIORS



PORT OF BROOKINGS HARBOR
 RV PARK -
 BOAT BASIN ROAD
 BROOKINGS, OREGON 97415

| REVISIONS | No. | Revision: | Date: |
|-----------|-----|-----------|-------|
| | | | |
| | | | |
| | | | |

SEPT 2020
 PROJECT NO: 19005

P1.2